



onefamily
modern family finance



modern family finance,
for all of us

Family Charities Ethical Trust

Manager's Final Report and Accounts

For the year 1st April 2024 to 31st March 2025.

Distribution number 73 (Final, Audited). Distribution due 31st May 2025.

Contents

	Page
Management and Professional Services	3
Manager's Report	4 - 11
Statement of Manager's Responsibilities	12
Statement of the Trustee's Responsibilities	13
Report of the Auditor to the Unitholders of Family Charities Ethical Trust	14 - 16
Statement of Total Return	17
Statement of Change in Net Assets Attributable to Unitholders	18
Balance Sheet	19
Notes to the Financial Statements	20 - 29
Distribution Tables	30
Corporate Unitholders Information	31
General Information	32

Management and Professional Services

Manager and Registrar

Family Investment Management Limited
16-17 West Street
Brighton BN1 2RL
Tel: 01273 724570

Executive Directors:

J. Islam
P.J. Herz

Non-Executive Directors:

M.E. Hind
P.G.O. O'Donnell (appointed 1st May 2025)
S.A.H. Williams (resigned 30th April 2025)

Registered in England No. 1915516

The Manager is authorised and regulated by the Financial Conduct Authority.

The Manager is a member of the Investment Association.

This report is issued and approved by the Manager.

Investment Advisor

State Street Global Advisors Limited
20 Churchill Place
Canary Wharf
London E14 5HJ
Authorised and regulated by the Financial Conduct Authority.

Trustee

State Street Trustees Limited
20 Churchill Place
Canary Wharf
London E14 5HJ
Authorised and regulated by the Financial Conduct Authority.

Auditor

Deloitte LLP
110 Queen Street
Glasgow
G1 3BX

OneFamily is a trading name for Family Investment Management Limited, which is a wholly owned subsidiary of Family Assurance Friendly Society Limited, a Friendly Society incorporated in England and Wales under the Friendly Societies Act 1992, Registration Number 939F.

Manager's Report

Investment Objective and Policy

The investment objective of the Family Charities Ethical Trust is to achieve long-term growth over a ten-year period by directly investing in UK shares in companies that can demonstrate strong environmental, social and governance practices. It aims to achieve its growth by re-investing any income arising from the investments the Trust holds and through any capital appreciation (increase in value) of the assets held.

To achieve its objective the policy of the Trust is to track the Financial Times Stock Exchange ('FTSE') 4Good UK 50 Total Return Share Index ('the Index'). The Index represents the 50 largest companies by market capitalisation quoted on the London Stock Exchange that can demonstrably show they are working towards the following ethical standards:

- Environmental sustainability
- Adapting to and mitigating climate change
- Countering bribery
- Upholding and supporting human rights
- Ensuring good supply-chain labour standards

The Index also avoids investment in companies involved in the production of products such as tobacco and weapons.

In order to track the Index, the Trust will hold shares in the companies that make up the Index and can also use derivatives such as FTSE 100 Index-linked futures to help replicate the performance of companies within the Index that also appear in the FTSE 100. By holding these derivatives the Trust will have some indirect exposure to companies that are not included in the Index and which may not necessarily meet its ethical criteria. These derivatives are used for efficient portfolio management, by avoiding the need to undertake daily trading and thereby reducing the cost of transactions to be borne by the Trust, and to otherwise reduce risk and to generate additional growth.

The Trust may not consist of the exact composition and weighting of the Index in circumstances where the Manager has determined that this is expedient for reasons of poor liquidity or excessive cost to the Trust.

Where appropriate the Trust may use transferable securities, approved money market instruments, and units in collective investment schemes, although these are not currently used under the existing investment strategy.

Generally, the Trust will remain fully invested subject to the holding of cash or near cash to enable the pursuit of the Trust's investment objective or to assist in the redemption of units or the efficient management of the Trust.

The Trust's target benchmark for performance is the FTSE4Good UK 50 Total Return Share Index. It is expected that the associated tracking error will be 0.2%, although this cannot be guaranteed. The benchmark has been selected as it matches the investment policy of the Trust.

Because the Family Charities Ethical Trust follows an index which has ethical criteria and uses ethical screening, we cannot invest in certain sectors and companies. This could mean the Trust carries greater risk than a Trust which has no such restrictions.

The value of the Index can fall as well as rise and since the Trust aims to track the performance of the Index, the value of your investments may also fall as well as rise. As a result, your capital is at risk and you may not receive back the amount you have invested.

Although the objective of the Trust is to achieve long-term growth, due to volatility of the markets this may not be achieved over the short term. The Trust aims to achieve a positive return over an investment period of ten years and therefore investors in the Trust should expect to be invested for at least this length of time. There is no guarantee that capital growth will be achieved over this period, or over any specific time period.

There have been no changes to the Prospectus during the year.

Manager's Report - continued

Trust Performance

This report covers the year from 1st April 2024 to 31st March 2025. During this year, the Family Charities Ethical Trust (Income) recorded a gross of fee return of 11.6% (2024: 4.5%) while, over the same year, the Family Charities Ethical Trust (Accumulation) returned 14.0% (2024: 6.6%) compared to the FTSE4Good UK 50 Total Return Share Index of 14.4%. The underperformance was primarily due to the portfolio holding some cash and cash equivalents which are not exposed to the equity market, and also transaction costs.

The net of fee returns are shown in the table below. The difference between Family Charities Ethical Trust (Income) and Family Charities Ethical Trust (Accumulation) is due to the Income distribution being paid out at year-end.

1 Year	
01/04/2024 – 31/03/2025	
Family Charities Ethical Trust Inc*	10.0% (March 2024: 3.0%)
Family Charities Ethical Trust Acc*	12.4% (March 2024: 5.1%)

The majority of the investors in the Family Charities Ethical Trust are long-term investors and for their benefit, the net return of the Family Charities Ethical Trust (Income) over 10 years is 49.9% and the net return of the Family Charities Ethical Trust (Accumulation) over 10 years is 58.6%.

Source: (Family Charities Ethical Trust Inc, Family Charities Ethical Trust Acc) OneFamily, basis bid to bid net of tax on dividend, (FTSE4Good UK 50 TR Share Index) SSGA.

* Trust performance is based on price movement calculated using a nominal price at close, which will include all charges & distributions payable. The benchmark is not affected by any charges.

Going Concern

Following a comprehensive review of the Family Charities Ethical Trust, the Authorised Fund Manager (AFM) has concluded it appropriate to propose to investors that the Trust be merged into a fund operated by Family Assurance Friendly Society Limited (FAFSL). The merged fund will add a 1.0% death benefit to all policies and all customers will be on the same admin platform to improve customer experience. The AFM considers this to be in the best interests of investors and a communication will be sent to customers at the beginning of 2026. Once regulatory approval has been granted all the assets and liabilities of the Family Charities Ethical Trust will be transferred to a new fund in the first half of 2026. The intention of the AFM is to wind up the Trust. Accordingly, the going concern basis is no longer appropriate and the AFM has concluded to prepare the financial statements on a basis other than going concern. No adjustments have arisen as a result of this change in basis of preparation.

Market Update

At the end of an exceptionally busy 12-month review period, the FTSE All Share Index delivered a positive return of 10.5%. However, the market's upward trajectory was not smooth, particularly in latter months. The year itself was marked by change – on both the domestic and international fronts. A UK general election in July 2024 swept in a new Labour government, while November 2024 witnessed the election of Donald Trump for a second term as US President.

In the UK, economic conditions initially proved more robust than expected, which contributed to the Bank of England (BoE) delaying interest rate cuts until August 2024. It then cut rates again in November 2024 and February 2025, providing a tailwind for markets to help offset challenges such as high borrowing costs, increased taxes (including higher employer national insurance contributions), and a slowing domestic economy. Although headline inflation fell to the BoE's target of 2.0% in May 2024 and touched 1.7% in September 2024, it subsequently picked up to hit a 10-month high of 3.0% in January 2025 before retreating to 2.8% in February 2025. Against this backdrop, and a still-resilient jobs market, the BoE maintained a cautious approach to rate cuts.

Manager's Report - continued

Market Update - continued

Trump's election in November 2024 drove a selloff in non-US equity markets, including the UK, on speculation that widespread US tariffs and deregulation would hurt US competitors. However, UK equities rebounded in early 2025 on hopes the UK might secure better trade terms with the US than other countries and as corporate earnings generally topped consensus market expectations, led by strong performances in the banking sector.

Activity

Below is the market capitalisation split of the Trust.

Index	Family Charities Ethical Trust	Benchmark
	March 2025 %	March 2025 %
FTSE4Good UK 50 TR Share Index	97.6%	100%
Net Other Assets	2.4%	—

There has been no material change in the portfolio composition in the year (March 2024: Same).

Outlook

President Trump's April 2nd 'Liberation Day' announcement on tariffs has stirred renewed focus on deglobalization and policy-driven volatility, prompting a re-assessment of portfolio positioning amid shifting macro dynamics. Although most tariffs have been put on hold to allow for discussions, the proposals have cast a shadow of uncertainty across the outlook for the global economy and financial markets.

We expect UK growth to pick up somewhat in coming months. However, given likely deterioration in the labour market in the near term, that momentum could fade. Currently, the base interest rate remains high at 4.5% but the BoE has favoured a gradual easing approach due to its concerns around inflation. With government borrowing capacity limited, monetary policy seems to be the only option for the economy to thrive. That means the BoE is likely to deliver a delayed but deeper easing cycle. We expect that the base interest rate will reach 3.5% by the end of 2025.

Manager's Report - continued

Ongoing Charges Figure (OCF)

<i>At year ended</i>	<i>OCF %</i>
March 2025	1.49
March 2024	1.50

The OCF is a measure of the Trust's ongoing charges. Apart from the initial charge, all other expenses are included in the OCF. The OCF is an accepted standard for the comparison of cost for authorised trusts, recognised throughout Europe.

Trust Tracking Error

<i>At year ended</i>	<i>Ex-Ante Tracking Error %</i>	<i>Ex-Post Tracking Error %</i>
March 2025	0.14	0.06

As the Trust is an equity index tracker which holds the majority of securities within the benchmark we would expect low tracking error, which explains the difference between the anticipated tracking error of 0.20% compared to the realised of 0.06%.

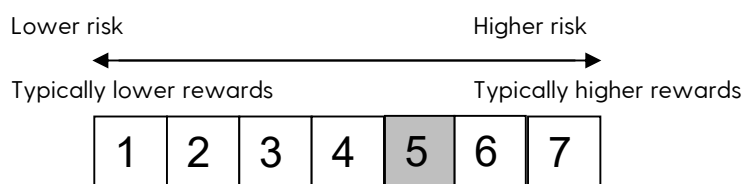
For index-tracking UCITS (Undertakings for Collective Investments in Transferable Securities), the tracking error is usually defined as the volatility of the difference between the return of the index-tracking UCITS' portfolio and the return of the benchmark or index. The tracking error helps measure the quality of the replication.

Ex-ante tracking error is calculated using a forecasting model.
Ex-post tracking error is calculated using historical returns.

Authorised Status

The Family Charities Ethical Trust is an Authorised Unit Trust Scheme under section 243 of the Financial Services & Markets Act 2000 and is categorised as a UCITS Scheme under the FCA's Collective Investment Scheme Sourcebook (COLL). The Trust was authorised on 30th March 1982, under registration number 108371. The unitholders are not liable for the debts of the Trust.

Risk and Reward Profile



The risk and reward profile is designed to give you a guide to the Trust's level of risk and potential for growth. The higher the number, the greater the potential for growth but the greater the risk.

The Trust has a category of five (March 2024: Six); this is due to the fact that the risk and reward profile is based on volatility of price movement over a five-year period. Therefore, the more the price moves during that period the higher the risk and reward profile will be.

The risk and reward profile is a measure of the Trust's past volatility in returns, and is therefore not an indicator of future performance.

Comparative Tables

Unit price range and income history

Accounting Year	<i>Income Unit Prices</i>		<i>Accumulation Unit Prices</i>		<i>Annual Income (net)</i>	
	Highest Buying (pence)	Lowest Selling (pence)	Highest Buying (pence)	Lowest Selling (pence)	Income Per Unit (pence)	Accumulation Per Unit (pence)
2021	522.60	390.50	806.60	642.80	7.8141	12.0594
2022	584.70	507.50	916.40	795.30	11.9447	18.7196
2023	606.30	513.60	970.10	821.80	10.8025	17.2858
2024	605.80	552.10	987.60	900.10	12.0433	19.6340
2025	679.60	583.10	1,131.00	970.00	14.0945	23.4460

Past performance should not be seen as an indication of future performance. Investors are reminded that the price of units and the income from them is not guaranteed and may go down as well as up.

Manager's Report - continued

Comparative Tables - continued

Change in net assets per income unit

	March 2025	March 2024	March 2023
Opening net asset value per unit (pence)	<u>591.40</u>	<u>573.93</u>	<u>567.80</u>
Return before operating charges*	82.91	38.14	25.35
Operating charges	<u>(9.44)</u>	<u>(8.63)</u>	<u>(8.42)</u>
Return after operating charges	<u>73.47</u>	<u>29.51</u>	<u>16.93</u>
Distribution on income units	14.09	12.04	10.80
Closing net asset value per unit	<u><u>650.78</u></u>	<u><u>591.40</u></u>	<u><u>573.93</u></u>
* after direct transaction costs of:	0.40	0.31	0.36
Performance			
Return after charges**	12.42%	5.14%	2.98%

Other Information

Closing net asset value (£'000)	2,069	2,141	2,672
Closing number of units	317,962.4690	362,006.4080	465,552.4253
Operating charges	1.49%	1.50%	1.50%
Direct transaction costs	0.06%	0.05%	0.06%

** The difference in performance to that stated on page 5 is due to the Income distribution being paid out at year end.

Change in net assets per accumulation unit

	March 2025	March 2024	March 2023
Opening net asset value per unit (pence)	<u>983.79</u>	<u>935.67</u>	<u>908.58</u>
Return before operating charges*	137.94	62.19	40.58
Operating charges	<u>(15.72)</u>	<u>(14.07)</u>	<u>(13.49)</u>
Return after operating charges	<u>122.22</u>	<u>48.12</u>	<u>27.09</u>
Closing net asset value per unit	<u><u>1,106.01</u></u>	<u><u>983.79</u></u>	<u><u>935.67</u></u>
Retained distributions on accumulation units	23.45	19.63	17.29
* after direct transaction costs of:	0.71	0.60	0.71
Performance			
Return after charges	12.42%	5.14%	2.98%

Other Information

Closing net asset value (£'000)	379,634	337,392	306,014
Closing number of units	34,324,639.4140	34,295,287.0271	32,705,383.8253
Operating charges	1.49%	1.50%	1.50%
Direct transaction costs	0.07%	0.06%	0.08%

Manager's Report - continued

Portfolio Statement

The sector percentage figures give the current reporting period percentage first followed by the percentage at the previous Annual Accounting date (March 2024). All investments held are listed on Official Exchanges unless otherwise stated.

As at 31st March 2025

	<i> Holding</i>	<i> Market Value £'000</i>	<i> % of total net assets</i>
Investments			
UK - Equities (97.04%; 97.68%)			
<i>Basic Materials</i>			
Forest Products & Paper (0.31%; 1.07%)			
Mondi	103,024	1,182	0.31
Iron & Steel (0.00%; 0.00%)			
Evrast (suspended)	110,000	–	–
Mining (4.97%; 5.84%)			
Anglo American	289,900	6,217	1.63
Antofagasta	80,776	1,347	0.35
Rio Tinto	248,419	<u>11,394</u>	<u>2.99</u>
		18,958	4.97
<i>Communications</i>			
Advertising (0.38%; 0.54%)			
WPP	250,466	1,455	0.38
Internet (0.41%; nil)			
Auto Trader Group	207,894	1,547	0.41
Media (1.12%; 0.77%)			
Informa	310,649	2,390	0.62
Pearson	155,848	<u>1,898</u>	<u>0.50</u>
		4,288	1.12
Telecommunications (1.55%; 1.53%)			
BT Group	1,474,388	2,442	0.64
Vodafone Group	4,788,288	<u>3,490</u>	<u>0.91</u>
		5,932	1.55
<i>Cyclical Consumer Goods</i>			
Distribution/Wholesale (0.61%; 0.70%)			
Bunzl	78,065	2,314	0.61
Food Service (2.65%; 2.72%)			
Compass Group	395,606	10,100	2.65
Lodging (0.80%; 0.92%)			
Intercontinental Hotels Group	37,058	3,058	0.80
Retail (1.16%; 0.77%)			
Associated British Foods	73,591	1,405	0.37
Next	27,386	<u>3,034</u>	<u>0.79</u>
		4,439	1.16
<i>Energy</i>			
Oil & Gas (10.49%; 9.55%)			
Shell	1,417,635	40,027	10.49
<i>Financial</i>			
Banks (18.22%; 14.21%)			
Barclays	3,375,795	9,716	2.55
HSBC Holdings	4,169,270	36,435	9.55
Lloyds Banking Group	14,256,824	10,276	2.69
NatWest Group	1,730,998	7,821	2.05
Standard Chartered	463,941	<u>5,284</u>	<u>1.38</u>
		69,532	18.22

Manager's Report - continued

Portfolio Statement - continued

As at 31st March 2025

	<i>Holding</i>	<i>Market Value £'000</i>	<i>% of total net assets</i>
Investments			
Diversified Financial Services (3.47%; 3.25%)			
London Stock Exchange Group	115,490	13,229	3.47
Insurance (3.65%; 3.36%)			
Admiral Group	67,921	1,934	0.51
Aviva	630,803	3,501	0.92
Legal & General Group	1,375,641	3,337	0.87
Prudential	622,842	<u>5,146</u>	<u>1.35</u>
		13,918	3.65
Private Equity (2.05%; 1.82%)			
3i Group	216,388	7,825	2.05
REITS (0.57%; 0.82%)			
Segro	315,395	2,178	0.57
Industrial			
Electronics (0.60%; 0.60%)			
Halma	88,443	2,283	0.60
Non-Cyclical Consumer Goods			
Beverages (3.17%; 4.75%)			
Coca-Cola Hellenic Bottling Company	47,761	1,672	0.44
Diageo	517,962	<u>10,432</u>	<u>2.73</u>
		12,104	3.17
Commercial Services (7.45%; 7.96%)			
Experian	213,718	7,625	2.00
Intertek Group	37,568	1,880	0.49
Relx	436,397	16,902	4.43
Rentokil Initial	588,746	<u>2,046</u>	<u>0.53</u>
		28,453	7.45
Cosmetics/Personal Care (8.99%; 8.24%)			
Haleon	2,068,775	8,091	2.12
Unilever	569,149	<u>26,238</u>	<u>6.87</u>
		34,329	8.99
Food (1.82%; 2.00%)			
Marks and Spencer Group	475,983	1,691	0.44
Tesco	1,586,742	<u>5,273</u>	<u>1.38</u>
		6,964	1.82
Healthcare-Products (0.58%; 0.59%)			
Smith & Nephew	204,126	2,214	0.58
Household Products/Wares (2.20%; 2.20%)			
Reckitt Benckiser Group	160,864	8,410	2.20
Pharmaceuticals (13.71%; 14.55%)			
AstraZeneca	344,385	38,750	10.15
GSK	929,386	<u>13,588</u>	<u>3.56</u>
		52,338	13.71
Technology			
Software (0.74%; 0.89%)			
The Sage Group	234,016	2,823	0.74
Utilities			
Electric (4.07%; 3.94%)			
National Grid	1,138,411	11,487	3.01
SSE	255,178	<u>4,066</u>	<u>1.06</u>
		15,553	4.07

Manager's Report - continued

Portfolio Statement - continued

As at 31st March 2025

	<i> Holding</i>	<i> Market Value £'000</i>	<i> % of total net assets</i>
Investments			
Gas (0.47%; 0.47%)			
Centrica	1,198,223	1,788	0.47
Water (0.83%; nil)			
Severn Trent	61,629	1,560	0.41
United Utilities Group	159,242	<u>1,605</u>	<u>0.42</u>
		3,165	0.83
Total UK Equities		370,406	97.04
Overseas Equities (0.58%; nil)			
International Consolidated Airlines Group	856,324	2,233	0.58
Total Overseas Equities		2,233	0.58
Investment Assets		<u>372,639</u>	<u>97.62</u>
Futures (-0.00%; 0.01%)			
FTSE 100 (GBP)	8	(7)	(0.00)
Total Futures Liabilities		(7)	(0.00)
Investment Liabilities		<u>(7)</u>	<u>(0.00)</u>
Portfolio of Investments		<u>372,632</u>	<u>97.62</u>
Net Other Assets*		<u>9,071</u>	<u>2.38</u>
Total Net Assets at 31st March 2025		<u>381,703</u>	<u>100.00</u>

* The Net Other Assets comprise debtors, cash balances and creditors as disclosed in notes 8, 9 and 10.

There has been no major change to the assets held, the portfolio continues to be in line with the underlying indices that it follows.

Statement of Manager's Responsibilities

In relation to the Report and Accounts of the Trust

The Collective Investment Schemes sourcebook published by the Financial Conduct Authority, ("the COLL Rules") require the Manager to prepare financial statements for each annual accounting period which give a true and fair view of the financial position of the Trust and of the net income and net gains or losses on the property of the Trust for the period.

In preparing the financial statements the Manager is responsible for:

- (a) Selecting suitable accounting policies and then applying them consistently;
- (b) Making judgements and estimates that are reasonable and prudent;
- (c) Following UK accounting standards, including FRS 102 *The Financial Reporting Standard applicable in the UK and Republic of Ireland*;
- (d) Complying with the disclosure requirements of the Statement of Recommended Practice for UK Authorised Funds issued by the Investment Association in May 2014 (and amended in June 2017);
- (e) Keeping proper accounting records which enable it to demonstrate that the financial statements as prepared comply with the above requirements;
- (f) Assessing the Trust's ability to continue as a going concern, disclosing, as applicable, matters related to going concern;
- (g) Using the going concern basis of accounting unless they either intend to liquidate the Trust or to cease operations, or have no realistic alternative but to do so;
- (h) Such internal control as they determine is necessary to enable the preparation of financial statements that are free from material misstatement, whether due to fraud or error; and
- (i) Taking reasonable steps for the prevention and detection of fraud and irregularities.

The Manager confirms that all requirements have been met in preparing the financial statements.

The Manager is responsible for the management of the Trust in accordance with its Trust Deed, Full Prospectus and the COLL rules.

The Manager is responsible for the maintenance and integrity of the OneFamily website. Legislation in the United Kingdom governing the preparation and dissemination of financial statements may differ from legislation in other jurisdictions.

Statement of Disclosure to the Auditor:

So far as the Manager is aware, there is no relevant audit information of which the Trust's Auditor is unaware. Additionally, the Manager has taken all the necessary steps that they ought to have taken as Manager in order to make themselves aware of all relevant audit information and to establish that the Trust's Auditor is aware of that information.


In pursuing its investment objective set out on page 4 the Trust holds a number of financial instruments. These comprise:

- Equity shares. These are held in accordance with the Trust's investment objective and policies;
- Derivative transactions which the Trust may enter into, the purpose of which is to manage certain aspects of the risks arising from the Trust's investment activities;
- Cash, liquid resources and short-term debtors and creditors that arise directly from its operations; and
- Unitholders' funds which represent investors' monies which are invested on their behalf.

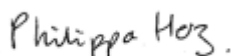
It is, and has been throughout the year under review, the Trust's policy that no trading in financial instruments, other than on the Trust's account, shall be undertaken (March 2024: Same).

Director's Statement

This Report is signed in accordance with the requirements of the Collective Investment Schemes Sourcebook.



Jim Islam
Director



Philippa Herz
Director

17th July 2025

Statement of the Trustee's Responsibilities

Statement of the Trustee's Responsibilities in Respect of the Scheme and Report of the Depositary to the Unitholders of the Family Charities Ethical Trust ("the Trust") for the Year Ended 31st March 2025.

The Depositary in its capacity as Trustee of Family Charities Ethical Trust must ensure that the Trust is managed in accordance with the Financial Conduct Authority's Collective Investment Schemes Sourcebook, the Financial Services and Markets Act 2000, as amended, (together "the Regulations"), the Trust Deed and Prospectus (together "the Scheme documents") as detailed below.

The Depositary must in the context of its role act honestly, fairly, professionally, independently and in the interests of the Trust and its investors.

The Depositary is responsible for the safekeeping of all custodial assets and maintaining a record of all other assets of the Trust in accordance with the Regulations.

The Depositary must ensure that:

- the Trust's cash flows are properly monitored and that cash of the Trust is booked in cash accounts in accordance with the Regulations;
- the sale, issue, repurchase, redemption and cancellation of units are carried out in accordance with the Regulations;
- the value of units of the Trust are calculated in accordance with the Regulations;
- any consideration relating to transactions in the Trust's assets is remitted to the Trust within the usual time limits
- the Trust's income is applied in accordance with the Regulations; and
- the instructions of the Authorised Fund Manager ("the AFM") which is the UCITS Management Company, are carried out (unless they conflict with the Regulations).

The Depositary also has a duty to take reasonable care to ensure that the Trust is managed in accordance with the Regulations and the Scheme documents of the Trust in relation to the investment and borrowing powers applicable to the Trust.

Having carried out such procedures as we consider necessary to discharge our responsibilities as Depositary of the Trust, it is our opinion, based on the information available to us and the explanations provided, that in all material respects the Trust, acting through the AFM:

- (i) has carried out the issue, sale, redemption and cancellation, and calculation of the price of the Trust's units and the application of the Trust's income in accordance with the Regulations and the Scheme documents of the Trust; and
- (ii) has observed the investment and borrowing powers and restrictions applicable to the Trust in accordance with the Regulations and Scheme documents of the Trust.

For and on behalf of
State Street Trustees Limited
London

17th July 2025

Report of the Auditor

Independent auditor's report to the unitholders of the Family Charities Ethical Trust

Opinion

In our opinion the financial statements of Family Charities Ethical Trust (the 'Trust'):

- give a true and fair view of the financial position of the Trust as at 31st March 2025 and of the net revenue and the net capital gains on the property of the Trust for the year ended 31st March 2025; and
- have been properly prepared in accordance with United Kingdom Generally Accepted Accounting Practice, including Financial Reporting Standard 102 "The Financial Reporting Standard applicable in the UK and Republic of Ireland", the Statement of Recommended Practice "Financial Statements of UK Authorised Funds", the rules in the Collective Investment Schemes Sourcebook and the Trust Deed.

We have audited the financial statements which comprise:

- the statement of total return;
- the statement of change in unitholders' funds;
- the balance sheet;
- the distribution table; and
- the related notes 1 to 17.

The financial reporting framework that has been applied in their preparation is applicable law and United Kingdom Accounting Standards, including Financial Reporting Standard 102 "The Financial Reporting Standard applicable in the UK and Republic of Ireland" (United Kingdom Generally Accepted Accounting Practice), the Statement of Recommended Practice: "Financial Statements of UK Authorised Funds" issued by the Investment Association in May 2014, as amended in June 2017, the Collective Investment Schemes Sourcebook and the Trust Deed.

Basis for opinion

We conducted our audit in accordance with International Standards on Auditing (UK) (ISAs (UK)) and applicable law. Our responsibilities under those standards are further described in the auditor's responsibilities for the audit of the financial statements section of our report.

We are independent of the Trust in accordance with the ethical requirements that are relevant to our audit of the financial statements in the UK, including the Financial Reporting Council's (the 'FRC's') Ethical Standard, and we have fulfilled our other ethical responsibilities in accordance with these requirements. We believe that the audit evidence we have obtained is sufficient and appropriate to provide a basis for our opinion.

Emphasis of matter – Financial statements prepared other than on a going concern basis

We draw attention to note 1(a) in the financial statements, which indicates that the financial statements have been prepared on a basis other than that of a going concern. Our opinion is not modified in respect of this matter.

Other information

The other information comprises the information included in the annual report, other than the financial statements and our auditor's report thereon. The manager is responsible for the other information contained within the annual report. Our opinion on the financial statements does not cover the other information and, except to the extent otherwise explicitly stated in our report, we do not express any form of assurance conclusion thereon.

Our responsibility is to read the other information and, in doing so, consider whether the other information is materially inconsistent with the financial statements or our knowledge obtained in the course of the audit, or otherwise appears to be materially misstated. If we identify such material inconsistencies or apparent material misstatements, we are required to determine whether this gives rise to a material misstatement in the financial statements themselves. If, based on the work we have performed, we conclude that there is a material misstatement of this other information, we are required to report that fact.

We have nothing to report in this regard.

Report of the Auditor - continued

Responsibilities of trustee and manager

As explained more fully in the trustee's responsibilities statement and the manager's responsibilities statement, the trustee is responsible for safeguarding the property of the Trust and the manager is responsible for the preparation of the financial statements and for being satisfied that they give a true and fair view, and for such internal control as the manager determines is necessary to enable the preparation of financial statements that are free from material misstatement, whether due to fraud or error.

In preparing the financial statements, the manager is responsible for assessing the Trust's ability to continue as a going concern, disclosing, as applicable, matters related to going concern and using the going concern basis of accounting unless the manager either intends to liquidate the Trust or to cease operations, or has no realistic alternative but to do so.

Auditor's responsibilities for the audit of the financial statements

Our objectives are to obtain reasonable assurance about whether the financial statements as a whole are free from material misstatement, whether due to fraud or error, and to issue an auditor's report that includes our opinion. Reasonable assurance is a high level of assurance, but is not a guarantee that an audit conducted in accordance with ISAs (UK) will always detect a material misstatement when it exists. Misstatements can arise from fraud or error and are considered material if, individually or in the aggregate, they could reasonably be expected to influence the economic decisions of users taken on the basis of these financial statements.

A further description of our responsibilities for the audit of the financial statements is located on the FRC's website at: www.frc.org.uk/auditorsresponsibilities. This description forms part of our auditor's report.

Extent to which the audit was considered capable of detecting irregularities, including fraud

Irregularities, including fraud, are instances of non-compliance with laws and regulations. We design procedures in line with our responsibilities, outlined above, to detect material misstatements in respect of irregularities, including fraud. The extent to which our procedures are capable of detecting irregularities, including fraud is detailed below.

We considered the nature of the Trust's industry and its control environment, and reviewed the Trust's documentation of their policies and procedures relating to fraud and compliance with laws and regulations. We also enquired of management and the Authorised Fund Manager about their own identification and assessment of the risks of irregularities, including those that are specific to the Trust.

We obtained an understanding of the legal and regulatory frameworks that the Trust operates in, and identified the key laws and regulations that:

- had a direct effect on the determination of material amounts and disclosures in the financial statements. These included the Collective Investment Schemes Sourcebook, the Trust Deed and relevant tax legislation; and
- do not have a direct effect on the financial statements but compliance with which may be fundamental to the Trust's ability to operate or to avoid a material penalty.

We discussed among the audit engagement team regarding the opportunities and incentives that may exist within the organisation for fraud and how and where fraud might occur in the financial statements.

As a result of performing the above, we identified the greatest potential for fraud in valuation and existence of investments. The possible manipulation of net investments will occur when unit prices used in the valuation are not reflective of fair value or when recorded investments may not exist in the Trust. The investments constitute more than 90% of the net assets value (NAV) and manipulation of investments balance will directly affect the NAV of the Trust. Manipulation of NAV is a fraud risk for a Trust of this nature as management fees are directly linked to NAV performance.

In response we have agreed investment holdings to independent confirmations and agreed investment valuations to reliable independent sources. Where appropriate, we considered the appropriateness of unit prices used in the valuation of delisted investments by considering evidence from independent third-party sources.

In common with all audits under ISAs (UK), we are also required to perform specific procedures to respond to the risk of management override. In addressing the risk of fraud through management override of controls, we tested the appropriateness of journal entries and other adjustments; assessed whether the judgements made in making accounting estimates are indicative of a potential bias; and evaluated the business rationale of any significant transactions that are unusual or outside the normal course of business.

Report of the Auditor - continued

Extent to which the audit was considered capable of detecting irregularities, including fraud - continued

In addition to the above, our procedures to respond to the risks identified included the following:

- reviewing financial statement disclosures by testing to supporting documentation to assess compliance with provisions of relevant laws and regulations described as having a direct effect on the financial statements;
- performing analytical procedures to identify any unusual or unexpected relationships that may indicate risks of material misstatement due to fraud;
- enquiring of management concerning actual and potential litigation and claims, and instances of non-compliance with laws and regulations; and
- reviewing correspondence with the FCA.

Report on other legal and regulatory requirements

Opinions on other matters prescribed by the Collective Investment Schemes Sourcebook

In our opinion:

- proper accounting records for the Trust have been kept and the financial statements are in agreement with those records;
- we have received all the information and explanations which, to the best of our knowledge and belief, were necessary for the purposes of our audit; and
- the information given in the manager's report for the year ended 31st March 2025 is consistent with the financial statements.

Use of our report

This report is made solely to the Trust's unitholders, as a body, in accordance with Paragraph 4.5.12R of the Collective Investment Schemes Sourcebook of the Financial Conduct Authority. Our audit work has been undertaken so that we might state to the Trust's unitholders those matters we are required to state to them in an auditor's report and for no other purpose. To the fullest extent permitted by law, we do not accept or assume responsibility to anyone other than the Trust and the Trust's unitholders as a body, for our audit work, for this report, or for the opinions we have formed.

Deloitte LLP

Deloitte LLP
Statutory Auditor
Glasgow, United Kingdom
17th July 2025

Statement of Total Return

For the year 1st April 2024 to 31st March 2025

		March 2025		March 2024	
	Note	£'000	£'000	£'000	£'000
Income					
Net capital gains	3		34,118		9,862
Revenue	4	13,532		11,524	
Expenses	5	(5,435)		(4,747)	
Net revenue before taxation		<u>8,097</u>		<u>6,777</u>	
Taxation	6	<u>(4)</u>		<u>—</u>	
Net revenue after taxation for the year			<u>8,093</u>		<u>6,777</u>
Total return before distribution			42,211		16,639
Finance costs: Distributions	7		<u>(8,093)</u>		<u>(6,777)</u>
Change in net assets attributable to unitholders from investment activities			<u>34,118</u>		<u>9,862</u>

Statement of Change in Net Assets Attributable to Unitholders

For the year 1st April 2024 to 31st March 2025

	March 2025		March 2024	
	£'000	£'000	£'000	£'000
Opening Net Assets Attributable to Unitholders		339,533		308,686
Movement due to sale and repurchase of units:				
Amounts receivable on issue of units	40,916		34,333	
Less: Amounts payable on cancellation of units	<u>(40,912)</u>		<u>(20,081)</u>	
		4		14,252
Change in net assets attributable to unitholders from investment activities (see above)		34,118		9,862
Retained distribution on accumulation units		<u>8,048</u>		<u>6,733</u>
Closing Net Assets Attributable to Unitholders		<u>381,703</u>		<u>339,533</u>
Opening Income Units		362,006.4080		465,552.4253
Units issued		9,883.4418		12,262.2773
Units cancelled		(53,927.3808)		(115,808.2946)
Closing Income Units		<u>317,962.4690</u>		<u>362,006.4080</u>
Opening Accumulation Units		34,295,287.0271		32,705,383.8253
Units issued		3,872,947.8649		3,651,987.1009
Units cancelled		(3,843,595.4780)		(2,062,083.8991)
Closing Accumulation Units		<u>34,324,639.4140</u>		<u>34,295,287.0271</u>

Balance Sheet

As at 31st March 2025

	Note	March 2025 £'000	March 2024 £'000
Assets			
Fixed Assets			
Investment Assets		372,639	331,685
Current Assets			
Debtors	8	2,825	2,993
Cash and bank balances	9	<u>6,919</u>	<u>5,315</u>
Total Other Assets		<u>9,744</u>	<u>8,308</u>
Total Assets		<u>382,383</u>	<u>339,993</u>
Liabilities			
Investment Liabilities		7	–
Creditors	10	628	416
Distributions payable on Income Units		<u>45</u>	<u>44</u>
Total Other Liabilities		<u>673</u>	<u>460</u>
Total Liabilities		<u>680</u>	<u>460</u>
Net Assets Attributable to Unitholders		<u>381,703</u>	<u>339,533</u>

The accompanying notes 1 to 17 form part of the financial statements.

Notes to the Financial Statements

1. Accounting Policies

(a) Basis of Accounting

The financial statements have been prepared under the historical cost convention, as modified by the revaluation of investments, and in accordance with the Statement of Recommended Practice for Authorised Funds issued by the Investment Association in May 2014 (IA SORP 2014) (and amended in June 2017), Financial Reporting Standard 102, the Financial Reporting Standard applicable in the UK and Republic of Ireland and the Collective Investment Scheme Sourcebook. No changes have been made to accounting policies or to the accounting estimates used in applying these policies.

The property of the Trust is stated as at close of business on the 31st March 2025, being the last business day of the financial year. The difference between the valuation at the close of business and that at the pricing point is disclosed in Note 12. The difference between these valuations is not considered to be material.

Going Concern

The Trust's financial statements have been prepared on a basis other than going concern. Following a comprehensive review of the Family Charities Ethical Trust, the Authorised Fund Manager (AFM) has concluded it appropriate to propose to investors that the Trust be merged into a fund operated by Family Assurance Friendly Society Limited (FAFSL). The merged fund will add a 1.0% death benefit to all policies and all customers will be on the same admin platform to improve customer experience. The AFM considers this to be in the best interests of investors and a communication will be sent to customers at the beginning of 2026. Once regulatory approval has been granted all the assets and liabilities of the Family Charities Ethical Trust will be transferred to a new fund in the first half of 2026. The intention of the AFM is to wind up the Trust. Accordingly, the going concern basis is no longer appropriate and the AFM has concluded to prepare the financial statements on a basis other than going concern. No adjustments have arisen as a result of this change in basis of preparation.

(b) Revenue

Dividends on equities, investment trusts and property income trusts are recognised when the security is quoted ex-dividend and are shown net of any attributable tax credits. Overseas dividends received after the deduction of withholding tax are shown gross of taxation, with the taxation consequences disclosed in Note 6. Interest on cash balances and other income are accounted for on an accruals basis. Underwriting commission is recognised when the issue takes place.

(c) Valuation

All investments are valued at their fair value as at close of business on the 31st March 2025, being the last business day of the financial year. The fair value is determined using the fair value hierarchy as stated in the accounts.

Listed investments have been valued at bid value as at close of business on the Balance Sheet date and are shown net of any accrued interest which is included in the Balance Sheet as a debtor. Any unlisted, delisted, suspended or unapproved securities have been valued at fair value. It takes into account, where appropriate, latest dealing prices, valuations from independent reliable sources, financial performance, liquidity discounts and other relevant factors.

Any open positions in derivative contracts or forward foreign currency transactions at the year-end are included in the Balance Sheet at their Mark to Market value.

(d) Taxation

Current tax is provided for on the revenue liable to corporation tax less deductible expenses.

Deferred tax is provided for on all timing differences that have originated but not reversed by the Balance Sheet date. Any liability to deferred tax is provided at the average rate of tax expected to apply. Deferred tax assets and liabilities are not discounted to reflect the time value of money.

(e) Foreign Currencies

The functional and presentational currency of the Trust is pound sterling (GBP).

Assets and liabilities have been translated into sterling at the exchange rate prevailing at the valuation point. Non-Sterling receipts and payments are translated at the rates applicable on the date of settlement. Any gains or losses arising from holding assets or liabilities denominated in currencies other than sterling are recognised as capital or income depending on the nature of the underlying item.

Notes to the Financial Statements - continued

1. Accounting Policies - continued

(f) Distribution Policy

The net income of the Trust is regarded as the amount available for distribution; no adjustment is made in respect of either management expenses or stock dividends. Management expenses, to the extent that it is permitted, are charged against income.

On or before the distribution date, the Manager will allocate the available income to the units of each type in issue. In the case of income units, unit holders will receive a distribution of income. In the case of accumulation units, the distribution will be transferred to the capital property of the Trust.

Any unclaimed distributions are transferred to the Trust's capital account six years after the distribution became payable.

(g) Special Dividends

These were recognised as either capital or income depending upon the nature and circumstances of the dividend receivable.

(h) Treatment of Stock Dividends

The Trust may elect to take up stock paid in lieu of a cash dividend. These stocks are recorded in the accounts at a value equal to the dividend cash equivalent. These dividends have been recognised as income and form part of the distribution.

In the case of enhanced stock dividends, the amount by which such dividends exceed the cash dividends is treated as capital and does not form part of the distribution.

(i) Treatment of Stock Lending

Stock lending income is recognised on an accruals basis net of associated costs. The Trust has not undertaken any Securities Financing Transactions during the accounting year in that it has not engaged in stock lending or stock borrowing, or the lending or borrowing of other financial instruments, a repurchase or reverse repurchase transaction, or a buy-sell back or sell-buy back transaction.

(j) Treatment of Expenses

All expenses, except for those relating to the purchases and sales of investments are charged initially against income.

(k) Significant Judgements and Sources of Estimation Uncertainty

There are no significant judgements or sources of estimation uncertainty. However, the portfolio consists of one suspended security with Russian origins (Evraz) that is being priced at zero due to sanctions imposed by the UK government. This is also reviewed by the Fair Value Team at our Investment Manager, who we employ for their expertise and experience in these kinds of matters. The AFM monitors this security on a weekly basis.

(l) Treatment of Derivative Instruments

Derivative instruments held within the Trust have been accounted for in accordance with the Statement of Recommended Practice for Authorised Funds (IA SORP 2014). Returns on derivative transactions have been treated as either capital or income depending on the nature and circumstances on acquisition.

2. Distribution Policy

All revenue received by the Trust less accrued income, revenue expenses and taxation is allocated to unitholders and either accumulated in the case of accumulation units, or distributed to unitholders in the case of income units. Distributions are made in accordance with the COLL Sourcebook.

Notes to the Financial Statements - continued

	March 2025 £'000	March 2024 £'000
3. Net Capital Gains on Investments		
The net gains on investments during the year comprise:		
Gains on investments	34,021	9,775
Gains on futures	<u>97</u>	<u>87</u>
Net gains on investments	<u>34,118</u>	<u>9,862</u>

Factors affecting the capital movements on investments are available in the investment review on pages 5 & 6.

The net capital gains figure includes realised gains of £4,614k & realised losses of (£1k) and unrealised gains of £29,546k and unrealised losses of (£41k) (March 2024: includes realised gains of £2,382k & realised losses of (£2k) and unrealised gains of £7,483k & unrealised losses of (£1k)).

The gains/(losses) on investments in the current year may include amounts previously recognised as unrealised gains/(losses) in the prior year.

4. Revenue		
UK dividends	13,473	11,444
UK property income distribution (PID)	64	23
Overseas dividends	22	–
Bank interest	31	51
Foreign currency (losses)/gains	<u>(58)</u>	<u>6</u>
	<u>13,532</u>	<u>11,524</u>

5. Expenses

Payable to the Manager, associates of the Manager and agents of either of them:

Manager's periodic charge	<u>5,435</u>	<u>4,747</u>
Total Expenses	<u>5,435</u>	<u>4,747</u>

The Manager bears all of the expenses of the Trust out of its own fee, including the auditor's remuneration of £16,800 including VAT (March 2024: £16,380).

6. Taxation

a.) Analysis of charge in the year

Current tax:

UK corporation tax on net income	<u>–</u>	<u>–</u>
	<u>–</u>	<u>–</u>

Foreign tax	<u>4</u>	<u>–</u>
Total current tax (note b)	<u>4</u>	<u>–</u>

Deferred tax (note c)	<u>–</u>	<u>–</u>
Total taxation	<u>4</u>	<u>–</u>

Corporation tax has been provided at a rate of 20% (March 2024: 20%).

Notes to the Financial Statements - continued

	March 2025 £'000	March 2024 £'000
6. Taxation - continued		
b.) Factors affecting total tax charge for the year		
The tax assessed for the year is different from the standard rate of corporation tax in the UK for an Authorised Unit Trust (20%). The differences are explained below.		
Net revenue before taxation	<u>8,097</u>	<u>6,777</u>
Tax at standard rate of 20%	1,619	1,356
Non-taxable income*	(2,699)	(2,289)
Excess allowable expenses	1,080	933
Overseas withholding tax suffered	<u>4</u>	<u>—</u>
Total tax charge for year (note a)	<u>4</u>	<u>—</u>
c.) Provision for deferred tax		
Provision at start of year	—	—
Deferred tax charge in Statement of Total Return for year (note a)	<u>—</u>	<u>—</u>
Provision at end of year	<u>—</u>	<u>—</u>
* As an Authorised Unit Trust these items (franked dividends) are not subject to Corporation Tax.		
The Trust is exempt from Capital Gains Tax.		
The Trust has not recognised a deferred tax asset of £8,367k (March 2024: £7,287k), which has arisen as a result of having unutilised management expenses. These expenses will only be utilised if the tax treatment of capital gains or the Trust's investment profile changes.		
7. Finance costs		
Distributions		
The distributions take account of all revenue received by the Trust less accrued income, revenue expenses and taxation, and comprise:		
Net distribution for the year	<u>8,093</u>	<u>6,777</u>
Distributions are accumulated on an annual basis at the year-end accounting date.		
Details of the distribution per unit are set out in the table on page 29.		
8. Debtors		
Amounts falling due within 1 year		
Amount receivable for creation of units	89	278
Accrued income - UK dividends	2,649	2,691
Accrued income - UK PID	64	—
Accrued bank interest	<u>2</u>	<u>2</u>
	2,804	2,971
Amounts falling due after more than 1 year		
Overseas tax recoverable	<u>21</u>	<u>22</u>
	21	22
Total debtors	<u>2,825</u>	<u>2,993</u>
9. Cash and Bank Balances		
Cash and bank balances	6,887	5,307
Futures margin balances	<u>32</u>	<u>8</u>
	<u>6,919</u>	<u>5,315</u>

Notes to the Financial Statements - continued

	March 2025 £'000	March 2024 £'000
10. Creditors		
Amounts payable for the cancellation of units	134	–
Accrued expenses	<u>494</u>	<u>416</u>
	<u>628</u>	<u>416</u>

11. Related Party Transactions

The Manager of Family Charities Ethical Trust, Family Investment Management Limited, is a wholly owned subsidiary of Family Assurance Friendly Society Limited (“the Society”), being the ultimate controlling party. The Society and Family Charities Ethical Trust are deemed to be related parties.

All unit creations and cancellations, and all balances due as at 31st March 2025 in respect of creations and cancellations, as disclosed in the Balance Sheet, are executed with the Manager (March 2024: Same).

Total Management charges incurred during the year are disclosed in note 5.

Family Equity Plan Limited, being a subsidiary of Family Assurance Friendly Society Limited, is deemed to be a related party of Family Charities Ethical Trust.

As at 31st March 2025, their holdings in Family Charities Ethical Trust were:

	£ (millions)	Units (millions)	Unit purchases during year (millions)	Unit sales during year (millions)
Accumulation Units:				
Society	17.92	1.62	0.01	0.24
Family Equity Plan Ltd	<u>359.45</u>	<u>32.50</u>	<u>3.86</u>	<u>3.56</u>
	<u>377.37</u>	<u>34.12</u>	<u>3.87</u>	<u>3.80</u>

On accumulation units as at 31st March 2025 there was an outstanding balance of £134,142 payable from Family Equity Plan Limited. There were no outstanding balances from the Society.

	£ (millions)	Units (millions)	Unit purchases during year (millions)	Unit sales during year (millions)
Income Units:				
Family Equity Plan Ltd	<u>0.26</u>	<u>0.04</u>	<u>0.00</u>	<u>0.01</u>
	<u>0.26</u>	<u>0.04</u>	<u>0.00</u>	<u>0.01</u>

On income units as at 31st March 2025 there were no outstanding balances from Family Equity Plan Limited.

As at 31st March 2024, their holdings in Family Charities Ethical Trust were:

	£ (millions)	Units (millions)	Unit purchases during year (millions)	Unit sales during year (millions)
Accumulation Units:				
Society	18.20	1.85	0.00	0.14
Family Equity Plan Ltd	<u>316.78</u>	<u>32.20</u>	<u>3.64</u>	<u>1.74</u>
	<u>334.98</u>	<u>34.05</u>	<u>3.64</u>	<u>1.88</u>

On accumulation units as at 31st March 2024 there was an outstanding balance of £294,498 payable to Family Equity Plan Limited. There were no outstanding balances from the Society.

	£ (millions)	Units (millions)	Unit purchases during year (millions)	Unit sales during year (millions)
Income Units:				
Family Equity Plan Ltd	<u>0.30</u>	<u>0.05</u>	<u>0.01</u>	<u>0.01</u>
	<u>0.30</u>	<u>0.05</u>	<u>0.01</u>	<u>0.01</u>

On income units as at 31st March 2024 there were no outstanding balances from Family Equity Plan Limited.

Notes to the Financial Statements - continued

12. Risk Management

Financial Instruments are valued at fair value in accordance with Financial Reporting Standard 102, chapters 11 and 12, as disclosed in note 1(c).

Management of risk

The principal risks arising from the Trust's financial instruments are market price and credit risks. The Manager reviews (and agrees with the Trustee) policies for managing each of these risks. These policies have remained unchanged since the beginning of the year to which these financial statements relate, and the preceding year.

Fair values of financial instruments

All of the financial assets of the Trust are held at fair value or fair value equivalent.

Financial liabilities and equity instruments

The units of the Trust are puttable equity instruments, which means that the unitholder can sell at their discretion, the units they hold, back to the Trust for cash for the price quoted that day.

- At the Balance Sheet date the liability to redeem units to the unitholders was £381,702,944 (March 2024: £339,532,859)

The fair value of the Trust as at the pricing point, is derived from the cancellation price of the units as at 10.00am on 31st March 2025, which is the lowest redeemable value of the Trust.

The fair value of the Trust as at close is derived from the closing bid price of the units as at 31st March 2025.

Set out below is a comparison of the Trust's financial liabilities and equity instruments at the fair bid value as at close and the pricing point of the Trust.

		Fair Value at close	Fair Value at pricing point (unaudited)
		£	£
Primary financial liabilities and equity instruments held or issued to finance the Trust's operations:			
Liability to redeem units	March 2025	381,702,944	381,650,423
	March 2024	339,532,859	340,809,148

Valuation of financial instruments carried at fair value

Fair values are determined using the following fair value hierarchy that reflects the significance of the inputs in measuring fair value:

Level 1

The unadjusted quoted price in an active market for identical assets or liabilities that the entity can access at the measurement date.

Level 2

Inputs other than quoted prices included within Level 1 that are observable (i.e. developed using market data) for the asset or liability, either directly or indirectly.

The Trust currently has no assets of Level 2.

Level 3

Inputs are unobservable (i.e. for which market data is unavailable) for the asset or liability.

The table below summarises the fair values of the Trust's financial assets and liabilities that are accounted for at fair value, analysed by the valuation methodology used by the Group to derive the financial instruments fair value:

March 2025	Level 1 £'000	Level 2 £'000	Level 3* £'000	Total £'000
Equities	372,639	–	0	372,639
Futures Liabilities	(7)	–	–	(7)
Total	<u>372,632</u>	<u>–</u>	<u>0</u>	<u>372,632</u>

Notes to the Financial Statements - continued

12. Risk Management - continued

Valuation of financial instruments carried at fair value - continued

March 2024	Level 1 £'000	Level 2 £'000	Level 3* £'000	Total £'000
Equities	331,653	–	0	331,653
Futures Assets	32	–	–	32
Total	<u>331,685</u>	<u>–</u>	<u>0</u>	<u>331,685</u>

* Level 3 assets are currently all suspended securities; these are valued by our Investment Managers (SSGA). This currently comprises of only Evraz, which is valued at zero. These are monitored weekly and revised if circumstances change.

The risks inherent in the Trust's Investment Portfolio are as follows:

Market price risk

Market risk arises mainly from uncertainty about future prices of financial instruments held. It represents the potential loss the Trust might suffer through holding market positions in the face of price movements.

Significant market disruptions, such as those caused by pandemics (e.g., COVID-19 Pandemic), natural or environmental disasters, war (e.g., Russia's invasion of Ukraine), acts of terrorism, political policy changes (e.g., US trade tariffs) or other events, can adversely affect local and global markets and normal market operations. Any such disruptions could have an adverse impact on the value of the Trust's investments and performance.

The Manager seeks to minimise potential adverse effects of risk on the Trust's performance by employing professional, experienced investment advisors who monitor the Trust's positions and market events.

The Investment Advisor meets monthly (or more often if appropriate) to consider the asset allocation of the portfolio in order to minimise the risk associated with particular countries or industry sectors whilst continuing to follow the investment objective. An individual investment manager has responsibility for monitoring the existing portfolio selected in accordance with the overall asset allocation parameter described above and seeks to ensure that the individual stocks also meet the risk reward profile that is acceptable.

The Trust closely follows the FTSE4Good UK 50, and as such is almost solely invested in high quality UK equities. Any movement in equity prices will have a direct and linear impact on the value of assets in the Trust and consequently the unit price.

Sensitivity to the most relevant risk has been assessed through tracking error (see page 7); therefore, no additional disclosure has been shown.

A 5% increase in the value of the Trust's portfolio would have the effect of increasing the return and net assets by £18,631,581 (March 2024: £16,584,250).

Credit risk

Certain security transactions that the Trust enters into expose it to the risk that the counterparty will not deliver the investment (purchase) or cash (sale) after the Trust has fulfilled its responsibilities.

A 5% increase in default or loss rate on trade receivables will have an impact of nil (March 2024: nil) on the Net Asset Value of the Trust.

The Trust only buys and sells investments through brokers, which have been approved by the Investment Advisor as an acceptable counter-party. The Manager undertakes periodic visits to the Investment Advisor to confirm that delegated functions are being performed in accordance with Financial Conduct Authority's rules.

Notes to the Financial Statements - continued

12. Risk Management - continued

Currency rate risk

The Trust may invest in foreign equities, which are priced in local currency. The local value is converted to sterling at the prevailing exchange rate for valuation purposes. The Trust is exposed to the possibility of sharp currency movements, which can affect the value of the portfolio on a daily basis.

The Trust may be subject to short term exposure to exchange rate movement, for instance where there is a difference between the date when the investment purchase or sale is entered into and the date when settlement of the proceeds occurs. When the Trust enters into such a transaction which will involve the buying and selling of foreign currency in order to complete, a forward contract is entered into at the same time as the initial transaction in order to eliminate exchange rate risk.

The Trust receives income in currencies other than sterling and movements in exchange rates can affect the sterling values of this income. The Trust converts all receipts of income into sterling on or near the date of receipt. However, it does not hedge or otherwise seek to avoid rate movement risk on income accrued but not received.

On the basis of the Manager's analysis, it is estimated that a rise/fall of 1% in the strength of sterling as at close on 31st March 2025 would have reduced/increased the value of investments by approximately 0.01% which equates to £21,340 (March 2024: 0.00% £16,520). The effect on the income of the Trust would be negligible. This is well within the ranges that the Manager regards as acceptable.

Foreign currency exposure

The currency profile of the Trust's financial instruments at the Balance Sheet date was:

At year end 31st March 2025

Currency	Net Current Assets (Liabilities) £'000	Futures £'000	Investments £'000	Total March 2025 £'000	Total March 2024 £'000
Euro	33	–	–	33	33
US Dollar	2,101	–	–	2,101	1,619
	2,134	–	–	2,134	1,652
UK Sterling	6,937	(7)	372,639	379,569	337,881
Total	9,071	(7)	372,639	381,703	339,533

Derivative risk

The Manager may employ derivatives solely for the purposes of Efficient Portfolio Management with the aim of reducing the risk profile of the Trust, using a derivative that is the closest match to the FTSE4Good.

The derivative exposure to the Trust obtained through efficient portfolio management techniques as at 31st March 2025 was 0.00% (March 2024: 0.00%).

Liquidity risk

The Trust's assets comprise mainly of readily realisable securities, which can be readily sold. The main liability of the Trust is the redemption of any units that investors wish to sell. All of the Trust's financial liabilities are payable on demand or in less than one year. We do not consider these liquidity risks to be significant and therefore no numerical analysis is being presented (March 2024: same).

Leverage exposure risk

The Trust currently is not exposed to leverage; therefore, no additional disclosure has been shown (March 2024: same).

Notes to the Financial Statements - continued

13. Portfolio Transaction Costs

The Trust incurs broker charges and transfer taxes as a necessary part of buying and selling the Trust's underlying investments in order to achieve the investment objective.

Broker commission and transfer taxes are paid by the Trust on each transaction. In addition, there is a dealing spread between the buying and selling prices of the underlying investments.

	Purchases before transaction costs £'000	Commissions £'000	Taxes £'000	Total £'000
March 2025				
Ordinary Shares	47,810	7	232	48,049
Corporate Actions	2,647	–	–	2,647
Total	<u>50,457</u>	<u>7</u>	<u>232</u>	<u>50,696</u>

Transaction cost %
of purchases total

0.01% 0.48%

Transaction cost %
of average NAV

0.00% 0.06%

	Purchases before transaction costs £'000	Commissions £'000	Taxes £'000	Total £'000
March 2024				
Ordinary Shares	39,779	7	192	39,978
Corporate Actions	1,720	–	–	1,720
Total	<u>41,499</u>	<u>7</u>	<u>192</u>	<u>41,698</u>

Transaction cost %
of purchases total

0.02% 0.48%

Transaction cost %
of average NAV

0.00% 0.06%

	Sales before transaction costs £'000	Commissions £'000	Taxes £'000	Total £'000
March 2025				
Ordinary Shares	42,706	(6)	(0)	42,700
Corporate Actions	1,033	–	–	1,033
Total	<u>43,739</u>	<u>(6)</u>	<u>(0)</u>	<u>43,733</u>

Transaction cost %
of sales total

0.01% 0.00%

Transaction cost %
of average NAV

0.00% 0.00%

Notes to the Financial Statements - continued

13. Portfolio Transaction Costs - continued

	Sales before transaction costs £'000	Commissions £'000	Taxes £'000	Total £'000
March 2024				
Ordinary Shares	13,770	(2)	(0)	13,768
Corporate Actions	1,875	–	–	1,875
Total	<u>15,645</u>	<u>(2)</u>	<u>(0)</u>	<u>15,643</u>
Transaction cost % of sales total		0.01%	0.00%	
Transaction cost % of average NAV		0.00%	0.00%	

Average portfolio dealing spread at 31st March 2025 is 0.08%, (March 2024: 0.05%).

14. Contingent Liabilities

As at 31st March 2025 there were no contingent liabilities (March 2024: none).

15. Non-Eligible Markets

As at 31st March 2025 there were no securities held that trade on non-eligible markets (March 2024: none).

16. Unit Classes

The Trust issues two classes of units, income and accumulation. The annual management charge for both classes is 1.5% of the Trust's Net Asset Value, calculated monthly.

17. Post Balance Sheet Events

As at the close of business on the balance sheet date the Net Asset Value of the accumulation unit class was 1,106.01p, and the income unit class was 650.78p. As at 10am on 15th July 2025, the Net Asset Value of the accumulation unit class was 1,135.00p, and the income unit class was 668.10p. This represents an increase of 2.64% from the year-end value. This is not considered significant.

For examples of market disruptions please refer to the Market Price Risk disclosure on page 26.

Distribution Tables

The distribution tables form part of the notes to the financial statement.

For the year ended 31st March 2025

	Current Year	Prior Year
Income Units		
Net revenue after tax (£'000)	45	44
Net distribution for year (£'000)	45	44
Distribution rate (pence per unit)	14.0945	12.0433
Accumulation Units		
Net revenue after tax (£'000)	8,048	6,733
Net distribution for year (£'000)	8,048	6,733
Distribution rate (pence per unit)	23.4460	19.6340

Corporate Unitholders Information

A unitholder within the charge to UK corporation tax receives the allocation excluding any equalisation as unfranked income to the extent that the income from which the allocation is made is not franked investment income.

Where the income from which the allocation is made is not wholly franked investment income, part of the allocation is received as an annual payment from which income tax at the lower rate has been deducted.

The tax deducted is available for offset against the unitholders corporation tax liability. If there is no tax liability the amount may be reclaimable as cash from HM Revenue & Customs.

	Franked % (1)	Unfranked % (2)
31st March 2025	99.73	0.27
	Franked % (1)	Unfranked % (2)
31st March 2024	99.31	0.69

(1) The percentage of the total allocation that is received as franked investment income.

(2) The percentage of the allocation that is received as an annual payment after deduction of income tax at the lower rate and is chargeable to corporation tax. It is not franked investment income.

General Information

Remuneration Policy:

Following the implementation of UCITS V in the UK, Family Investment Management Limited (FIML) the UCITS management company is required to comply with the UCITS Remuneration Code disclosure requirements for annual accounting periods ending after 18th March 2016. UCITS V introduces a requirement for UCITS management companies to have remuneration policies, complying with certain remuneration principles, covering their key staff and a requirement to make those policies transparent. FIML does not remunerate directly as the employees are paid by the Society (Family Assurance Friendly Society Limited) and seconded to FIML. Based on the activities carried out on a pro rata basis between FIML and other group companies we are satisfied that there is no senior management and risk takers, whose professional activities would have a material impact on FIML's risk profile or the risk profiles of the UCITS. Most of the UCITS remuneration requirements, where possible, are being met by the Society's adoption of the best practice of the 2018 UK Corporate Governance Code and through reporting against the principles of the AFM Corporate Governance Code for Mutual Insurers. We are also aligned to the requirements of the Remuneration Code (the latter governed by the Financial Conduct Authority). The UCITS remuneration requirements that are not being met (i.e. variable remuneration in instruments; retention; deferral) we believe can be justifiably dis-applied due to FIML's size, internal organisation and the nature scope and complexity of its activities.

The remuneration Policy of the Manager, which describes how remuneration and benefits are determined and awarded, and the associated governance arrangements, is available at www.onefamily.com, within the Society's Annual Report or a copy of the Annual Report can be requested free of charge from the Manager.

Launch:

The Trust was launched on 31st March 1982 at an initial offer price of 50p.

Distributions:

The annual accounting year ends on 31st March with an interim accounting date on 30th September.

It is the policy of the Manager to only distribute income following the annual accounting date.

Income is paid net of Income Tax, and distribution certificates are distributed on the 31st May.

Reports:

Manager's reports for the Family Charities Ethical Trust are published twice a year. The Interim report on 30th November, and the Annual report on 31st July.

Prices:

The Trust is priced on a single pricing basis. This single price is the price at which you can sell your units back to the Manager, and also the price at which you can buy units from the Manager.

Prices are calculated as at 10.00am on each business day.

Prices and the estimated yield generated by the Trust are published on Trustnet's website www.trustnet.com.

Prices are also available on www.onefamily.com, or by contacting our Customer Services Team on 0344 8 920 920 (telephone calls may be recorded or monitored).

Units:

During the year The Family Charities Ethical Trust issued accumulation and income units.

Buying and selling units:

The Manager can receive written requests to buy or sell units during normal business hours. The units will be bought and sold following the next price calculation.

Cancellation rights:

Investors entering into a contract to purchase units will have the right to cancel said purchase within 14 days of receipt of the cancellation notice. Please note that, for lump sum investments, clients who exercise their right to cancel may be charged for any market loss (shortfall) incurred.

Full Prospectus:

The Full Prospectus for the Family Charities Ethical Trust is available on request from the Manager and on www.onefamily.com.

Yield:

The historical yield of the Trust is quoted on Trustnet's website www.trustnet.com. The yield shown reflects the distributions paid or declared by the Trust over the past twelve months, as a percentage of the unit price of the Trust. It does not include any initial sum paid in order to invest in the Trust and investors may be subject to tax on distributions.

Other Trusts managed by Family Investment Management Limited:

The Full Prospectuses and latest Report and Accounts for any of the Authorised Funds managed by Family Investment Management Limited are available upon request and on www.onefamily.com.

Assessment of Value:

The Manager has prepared an Assessment of Value document in relation to the Family Charities Ethical Trust, this document is available on the Manager's website www.onefamily.com and is reviewed annually.

Taskforce on Climate-related Financial Disclosures (TCFD)

In accordance with the requirements of the Taskforce on Climate-related Financial Disclosures (TCFD), the Manager's parent - the Society - has prepared climate-related financial disclosure which is informed by TCFD. This is available on www.onefamily.com, within the Society's Annual Report. Alternatively, a copy of the Annual Report can be requested free of charge from the Manager.

If you would like to invest in the Family Charities Ethical Trust please ring our Customer Services Team on **0344 8 920 920**.
Telephone calls may be recorded or monitored for training purposes.

Managed by

Family Investment Management Limited
16 West Street
Brighton
East Sussex BN1 2RE
Tel: 01273 724570

Member of the Investment Association
Authorised and regulated by the Financial Conduct Authority

The Family Charities Ethical Trust is not in any way sponsored, endorsed, sold or promoted by FTSE International Limited (FTSE), the London Stock Exchange Plc. (the Exchange) or The Financial Times Limited (FT). Neither FTSE, the Exchange nor the FT provide any indication or guarantee (including any warranty or representation) of the results that may be obtained from the indices and/or the figures at which the indices stand at any particular time on any particular day. The indices are compiled and calculated by FTSE. Neither FTSE, the Exchange nor the FT will be liable to any person for any error in the indices or be under any obligation to advise anyone of any such error. FTSE® is a trade mark of the Exchange and the FT and is used by FTSE under licence.

OneFamily is a trading name of Family Investment Management Limited (Co. No. 1915516). Registered in England & Wales at 16-17 West Street, Brighton, BN1 2RL, United Kingdom. Family Investment Management Limited is authorised and regulated by the Financial Conduct Authority.