

L&G (N) Tracker Trust

Unit Trust (UK UCITS compliant) CTF-Class GBP Base currency: **GBP**

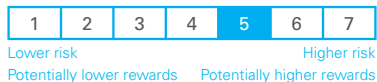
Domicile: **UK**



FUND AIM

The objective of the Fund is to track the performance of the FTSE All-Share Index, the "Benchmark Index" on a net total return basis before fees and expenses are applied. Fund performance may differ from the Benchmark Index due to the deduction of fees and expenses and the impact of any tracking error factors.

RISK AND REWARD PROFILE



The synthetic risk and reward indicator (SRRI) is based on the historic volatility of the fund's value and it may change in the future.

The fund is in category 5 because it invests in company shares which are sensitive to variations in the stock market. The value of company shares can change substantially over short periods of time.

For more information, please refer to the Key Risks section on page 3.

WHO IS THIS FUND FOR?

- The fund may be suitable for investors looking for growth from an investment in UK company shares as represented by the index.
- Although investors can take their money out at any time, this fund may not be appropriate for those who plan to withdraw their money within five years.
- This fund is not designed for investors who cannot afford more than a minimal loss of their investment.
- If you do not understand this document we recommend you seek additional information to help you decide if this fund is right for you.

FUND FACTS

Fund size £1,247.5m	Fund launch date 1 Oct 1999
Historical yield 1.8%	

COSTS

Price basis Single swing	Ongoing charge 1.50%
------------------------------------	--------------------------------

BENCHMARKS

Target benchmark
FTSE Cus All-Share Mid (12:00 UK) Net (UK UCIT) TR

PERFORMANCE (%)



	1 month	3 months	1 year	3 years	5 years
Fund	4.24	5.93	20.94	44.91	84.63
Index	4.39	6.32	22.82	51.76	99.20
Relative to Index	-0.15	-0.39	-1.88	-6.85	-14.57

12 MONTH PERFORMANCE TO MOST RECENT QUARTER (%)

	2025	2024	2023	2022	2021
Fund	13.52	11.32	12.66	-5.61	26.39
Index	15.25	13.04	14.52	-4.41	28.41
Relative to Index	-1.73	-1.72	-1.86	-1.20	-2.02

Performance for the CTF Acc unit class in GBP, launched on 06 April 2005. Source: Lipper. Performance assumes all fund charges have been taken and that all income generated by the investments, after deduction of tax, remains in the fund.

Past performance is not a guide to the future.

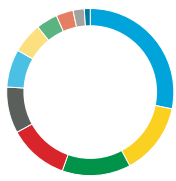
FUND SNAPSHOT

- **What does it invest in?** Invests in shares of companies listed on the London Stock Exchange, as represented by the Index.
- **How does it invest?** Passively managed, aiming to replicate the performance of the Index.



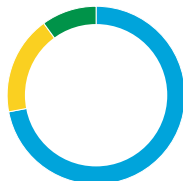
PORTFOLIO BREAKDOWN

All data sources are a combination of L&G and the Fund Accountant unless otherwise stated. Totals may not sum to due to rounding. In order to minimise transaction costs, the Fund will not always own all the assets that constitute the index and on occasion it will own assets that are not in the index. The number of fund holdings can also differ from the index due to corporate events and proxy holdings.



SECTOR (%)

Financials	28.2
Consumer Staples	13.9
Industrials	13.3
Health Care	11.6
Energy	9.0
Consumer Discretionary	7.4
Basic Materials	5.9
Utilities	4.2
Technology	3.3
Real Estate	2.2
Telecommunications	1.2



MARKET CAPITALISATION (%)

Large	72.0
Mid	18.0
Small	10.0
Undefined	-



■ Top 10 issuers 40.3%
 ■ Rest of portfolio 59.7%
 No. of holdings in fund 542
 No. of holdings in index 540

TOP 10 ISSUERS (%)

AstraZeneca	6.9
HSBC Holdings	6.8
Shell	6.2
Unilever	4.1
Rolls-Royce Holdings	3.7
British American Tobacco	2.9
GSK	2.7
BP	2.6
RELX	2.3
Barclays	2.1

COUNTRY (%)

United Kingdom	100.0
----------------	-------



INDEX FUND MANAGEMENT TEAM

The skill set and expertise we have developed over 35+ years in index management has allowed us to continuously evolve our investment processes. The Index Fund Management team comprises 30 fund managers with an average experience of 15 years, supported by 33 broader team members. Management oversight is provided by Dave Barron, Global Head of Index, ETFs & Systematic Solutions. The team also has full access to the resources and research of other specialists within L&G, including economists and strategists.

Higher fund constituents vs. index constituents may be due to liquidity positions, derivatives, short term investments and fractional unit differences.

KEY RISKS

- The value of an investment is not guaranteed and can go down as well as up; you may not get back the amount you originally invested.
- The fund could lose money if any institution providing services such as acting as counterparty to derivatives or other instruments, becomes unwilling or unable to meet its obligations to the fund.
- Derivatives are highly sensitive to changes in the value of the asset on which they are based and can increase the size of losses and gains.
- The fund may have underlying investments that are valued in currencies that are different from sterling (British pounds). Exchange rate fluctuations will impact the value of your investment. Currency hedging techniques may be applied to reduce this impact but may not entirely eliminate it.

For more information, please refer to the key investor information document on our website [↗](#)



SPOTLIGHT ON LEGAL & GENERAL

L&G's asset management division is a major global investor across public and private markets, with £1,116.6 billion in assets under management (as at 30 June, 2025). Our investment philosophy and processes are designed to create value over the long term. We believe that incorporating financially material sustainability criteria, when relevant to our clients, can create attractive returns and drive positive change.

Source: L&G internal data as at 30 June 2025. The AUM disclosed aggregates the assets managed by L&G in the UK, LGIMA in the US and L&G Asia in Hong Kong (2018-2019 only). The AUM includes the value of securities and derivatives positions.

DEALING INFORMATION

Valuation frequency	Daily, 12pm (UK time)
Dealing frequency	Daily
Settlement period	T+4

CODES

ISIN	GB00B068LB50
SEDOL	B068LB5
Bloomberg	LGNTRCF LN

TO FIND OUT MORE

 Visit www.legalandgeneral.com

 Call **0370 050 0955**

 Email investments@landg.com

Lines are open Monday to Friday 9.00am to 5.00pm. We may record and monitor calls. Call charges will vary.

Important information

Copyright © 2025 Legal & General. This document is subject to copyright. Any unauthorised use is strictly prohibited. All rights are reserved.

Issued by Legal & General (Unit Trust Managers) Limited as management company for this fund. Registered in England and Wales No. 01009418. Registered Office: One Coleman Street, London, EC2R 5AA. Authorised and Regulated by the Financial Conduct Authority No. 119273. We are members of the Investment Association. All features described in this fact sheet are those current at the time of publication and may be changed in the future. Nothing in this fact sheet should be construed as advice and it is therefore not a recommendation to buy or sell investments. If in doubt about the suitability of this product, you should seek professional advice. No investment decisions should be made without first reviewing the key investor information document of the Fund ("KIID") which can be obtained from www.legalandgeneral.com. This fact sheet is only directed at investors resident in jurisdictions where this fund is registered for sale. It is not an offer or invitation to persons outside of those jurisdictions. We reserve the right to reject any applications from outside of such jurisdictions.

Source: London Stock Exchange Group plc and its group undertakings (collectively, the "LSE Group"). © LSE Group 2025. FTSE Russell is a trading name of certain of the LSE Group companies. "FTSE®" is a trade mark of the relevant LSE Group companies and is used by any other LSE Group company under license. All rights in the FTSE Russell indexes or data vest in the relevant LSE Group company which owns the index or the data. Neither LSE Group nor its licensors accept any liability for any errors or omissions in the indexes or data and no party may rely on any indexes or data contained in this communication. No further distribution of data from the LSE Group is permitted without the relevant LSE Group company's express written consent. The LSE Group does not promote, sponsor or endorse the content of this communication.